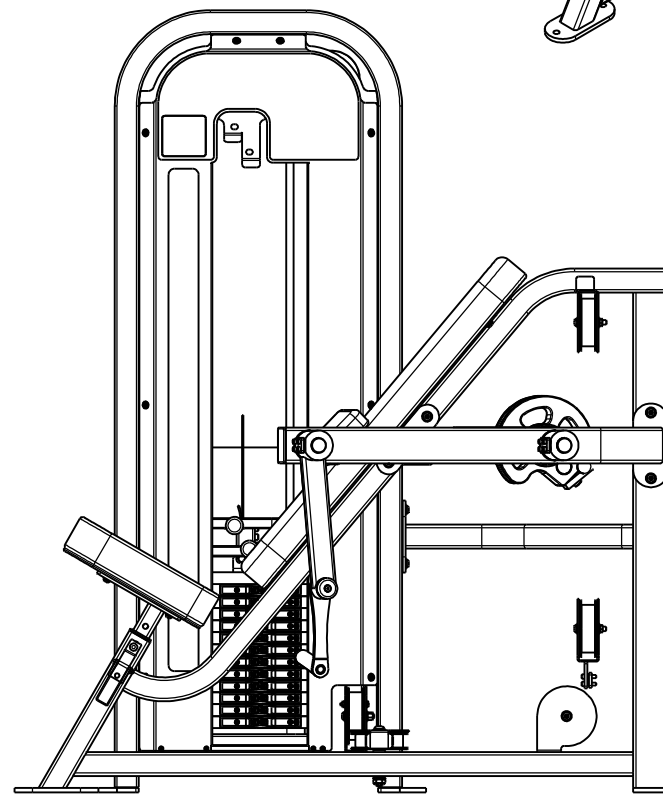
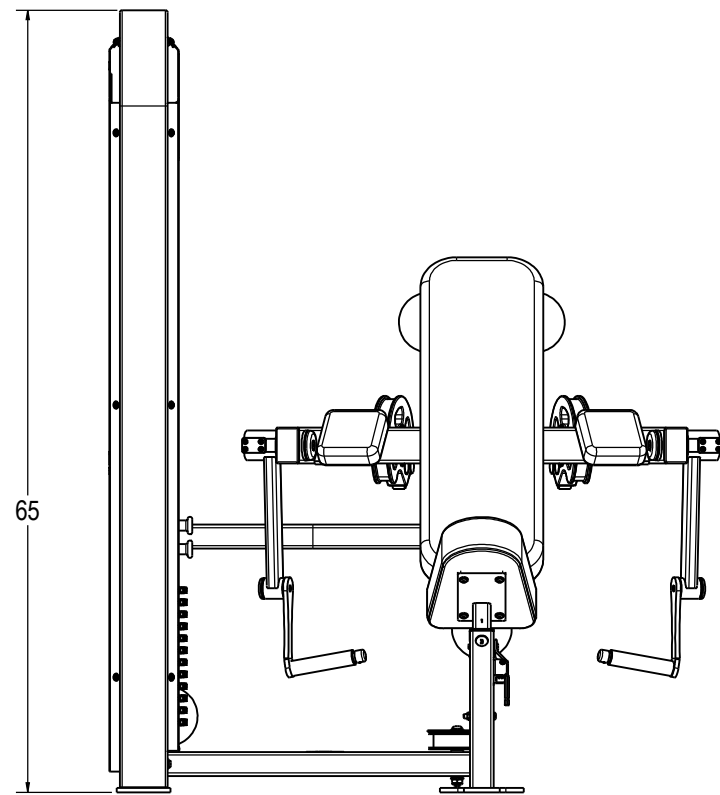
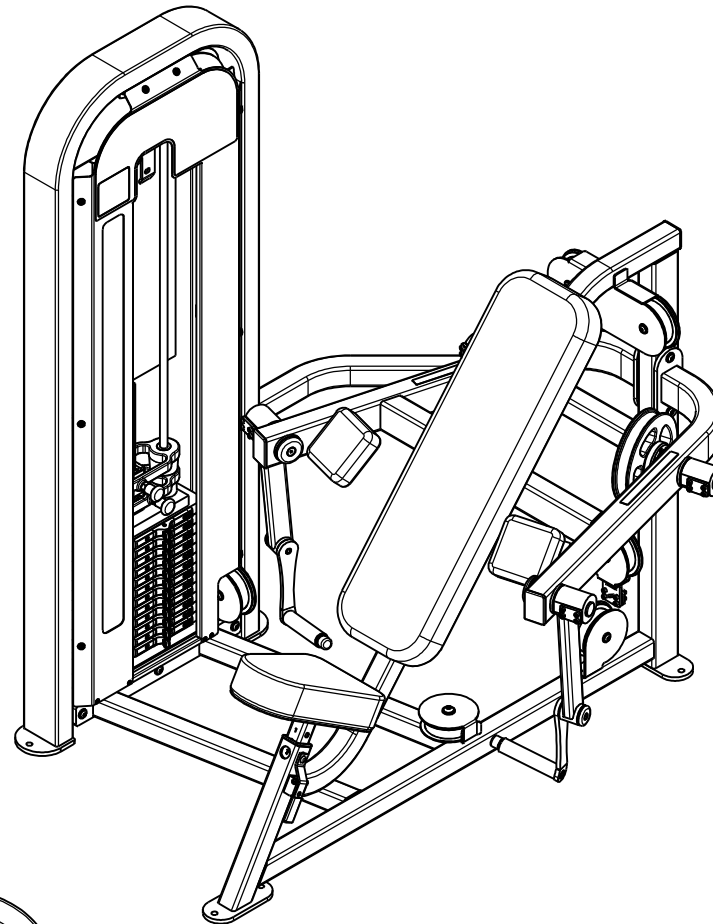
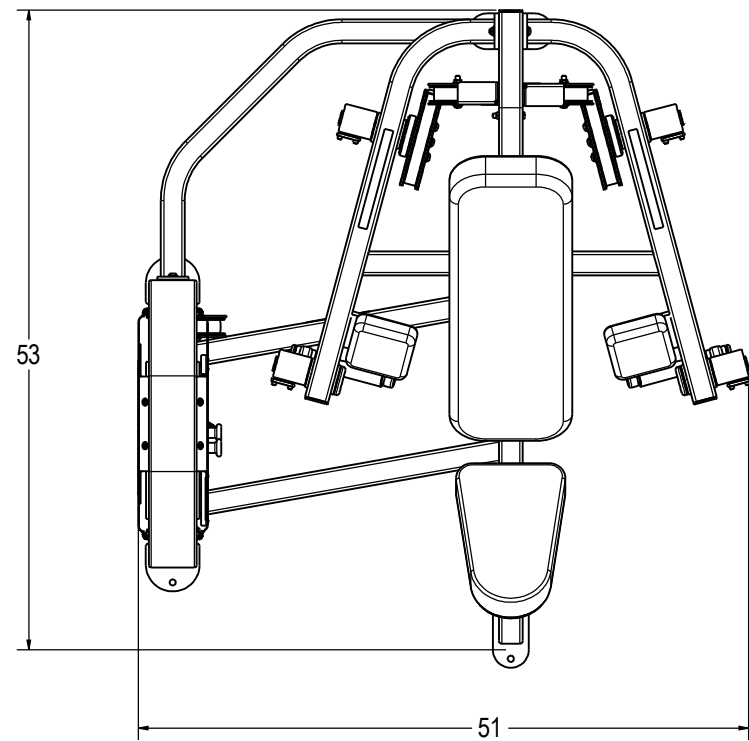


REVISION HISTORY				
REV	DATE	DESCRIPTION	ECO	BY
A	11/11/2009	PRODUCTION RELEASE	100594	SLS



ITEM NO.	PART NUMBER	DESCRIPTION	QTY.
1	3211-0202	ASSY, WELD, FRAME, SEATED CURL	1
2	3210-0108	ASSY, WELD, SEAT	1
3	3211-0165	ASSY, WELD, UPPER ARM, RT, S5305	1
4	3211-0166	ASSY, WELD, UPPER ARM, LT, S5305	1
5	3211-0164	ASSY, WELD, LOWER ARM	2
6	3211-0201	ASSY, WELD, BISO-ARM, S5305	1
7	3211-0232	ASSY, WELD, ARM, S5305	1
8	3211-0203	ASSY, WELD, CAM SHAFT	2
9	3311-0400	ASSY, MECH, WT FRAME, S5305 LL	1
10	4900-PNIX	POWDER COAT, TBD	1.75 LBS.
11	3500-0025	ASSY, UPHOLSTRY, 13 7/8 X 8 7/8, FC-202-C	1
12	3500-0065	SEAT BACK	1
13	3500-0126	SSY, UPH, ARM PAD, S5305	2
14	4900-UPHX	UPHOLSTRY, TBD	1.25 LIN. YDS.
15	2120-0154	PLATE, BELT CLAMP, 1/4, BC-002	4
16	2120-0502	PLATE, BELT CLAMP, 1/4, BC-003	1
17	2120-3826	CAP, BEARING 2 1/2 RND ALUM	2
18	2120-3887	CAP, BEARING 1 3/4 RND ALUM	2
19	2120-3994	TUBE, MACH, 2.5 OD X 1 ID X 2.53L	2
20	2120-3995	SHAFT, ARM, UPPER	2
21	2130-0066	COVER, PULLEY, 5"	1
22	2164-0120	STOP PLATE	2
23	2210-0009	BUSHING, SEAT POST	1
24	3211-0235	ASSY WELD, PULLEY CONNECT 90 DEG	1
25	3290-0001	ASSY, WELDMENT, HANDLE	1
26	3310-0058	ASSY, MACH, ROLLER, HANDLE, 5 1/4"	2
27	4210-0030	FHSCS, 3/8-16 X .875, BRIGHT, Z	2
28	4210-0031	FHSCS, 1/4-20 X .75, BRIGHT, Z	2
29	4220-0005	SHCS, 1/4-20 X 1.0	20
30	4220-0025	SHCS, 1/2-20 X 1.75 L, Z	2
31	4220-0030	SHCS, 3/8-16 X 1.25, Z	4
32	4230-0048	BHSCS, 5/16-18 X 1, BRIGHT, Z	12
33	4230-0051	BHSCS, 3/8-16 X 2 1/2, BRIGHT, Z	4
34	4230-0052	BHSCS, 3/8-16 X 3 1/4, BRIGHT, Z	2
35	4230-0057	BHSCS, 3/8 X 2 1/4, BRIGHT, Z	8
36	4230-0059	BHSCS, 3/8-16 X 4 1/4, BRIGHT, Z	3
37	4230-0060	BHSCS, 3/8-16 X 2 3/4, BRIGHT, Z	2
38	4230-0069	BHSCS, 1/4-20 X 1 3/4, BRIGHT, Z	1
39	4230-0076	BHSCS, 1/2-13 X 4 3/4, BRIGHT, Z	1
40	4230-0093	BHSCS, 1/4-20 X 3/4, BRIGHT, Z	1
41	4230-0102	BHSCS, 3/8-16 X 3, BRIGHT, Z	2
42	4250-0001	SSS, 10-32 X 1/8, BLK	4
43	4500-0004	NUT, NYLOC, 1/2-20	1
44	4500-0008	Nut, JAM, 1/4-20, Z	1
45	4500-0029	NUT, NYLOC, JAM, 3/8-16, Z	13
46	4600-0007	WASHER, SAE, 5/16, Z	12
47	4600-0008	WASHER, SAE, 1/2, Z	2
48	4600-0009	WASHER, SAE, 3/8-16, Z	34
49	4600-0023	WASHER, FLAT, 3/4, PLN	2
50	4600-0025	MACHINE BUSHING, 1", 18 GAGE	2
51	4800-0001	BELT, MECTROL, SPOOL	314 IN.
52	4900-0052	SPRING, O.D. .5, L1.5, CENTURY 921	1
53	4900-0056	PIN, PULL, CAM, BELT	2
54	4900-0057	CAM, PIN, CLAMP, CABLE	2
55	4900-0058	CLAMP, CAM, BELT	2
56	4900-0065	CAP, HANDLE, 3/4"	2
57	4900-0077	CAM, VRC - 11	2
58	4900-0108	SLEEVE, HANDLE, RED	1
59	4900-0139	BEARING, 1 ID X 2 OD, NR16-Z	8
60	4900-0440	PULLEY, BELT, 4.75D, 3/8B, 1.5W, MOLDED	4
61	4900-0441	PULLEY, BELT, 4.75D, 1/2B, 1.5W, MOLDED	1
62	4900-0545	BEARING, .5" ID X 1.375 OD, MESA 1621DC+	4
63	4900-0554	RET. RING, 1 3/8 INT., SPIRAL	4
64	4900-0588	CAP, 2.0 X 2.0, BLACK, TEXTURED	1
65	4900-0589	CAP, 2.0 X 3.0, BLACK, TEXTURED	2
66	4900-0591	CAP, Ø1.25, BLACK, TEXTURED	4
67	5220-0001	LABEL, SAFETY, KEEP HANDS, LARGE	2
68	5220-0005	LABEL, SAFETY, SECURE TO FLOOR	1
69	5290-0001	SERIAL NUMBER	1
70	050-2190	LABEL, PATENTS, LNL	1

NOTES:

1. INTERPRET DRAWING PER ASME Y14.5M-1994.
2. REMOVE ALL BURRS AND SHARP EDGES .015/.030.
3. IF APPLICABLE, CRITICAL DIMENSIONS LABELED.
4. ALL HARDWARE KITTED PER 3700-0525.
5. ALL UPHOLSTRY KITTED PER 3700-0348.
6. EST. GROSS WT. 535 LBS.

DOCUMENT STATUS:

RELEASED

UNLESS OTHERWISE SPECIFIED DIMENSIONS ARE IN INCHES. TOLERANCES ARE:

DECIMALS ANGLES
 X.XX = ±.015
 X.XXX = ±.010
 X.XXXX = ±.010

MATERIAL
 SEE BOM

THIRD ANGLE PROJECTION

FINISH
 N/A

APPROVED

VENDOR: N/A

UNISEN, INC. DBA
STARTRAC
 14410 Myford Road
 Irvine CA 92606
 STARTRAC PART NO
99L-S5305EXXXXX
 UNILATERAL BICEPS CURL, LL
 SCALE: 1:8 SHEET 1 OF 2 SHEET SIZE: D

UNLESS OTHERWISE SPECIFIED DIMENSIONS ARE IN INCHES. TOLERANCES ARE:
 DECIMALS ANGLES
 X.XX = ±.015
 X.XXX = ±.010
 X.XXXX = ±.010

UNISEN, INC. DBA
STARTRAC
 14410 Myford Road
 Irvine CA 92606
 STARTRAC PART NO
99L-S5305EXXXXX
 UNILATERAL BICEPS CURL, LL
 SCALE: 1:8 SHEET 1 OF 2 SHEET SIZE: D

