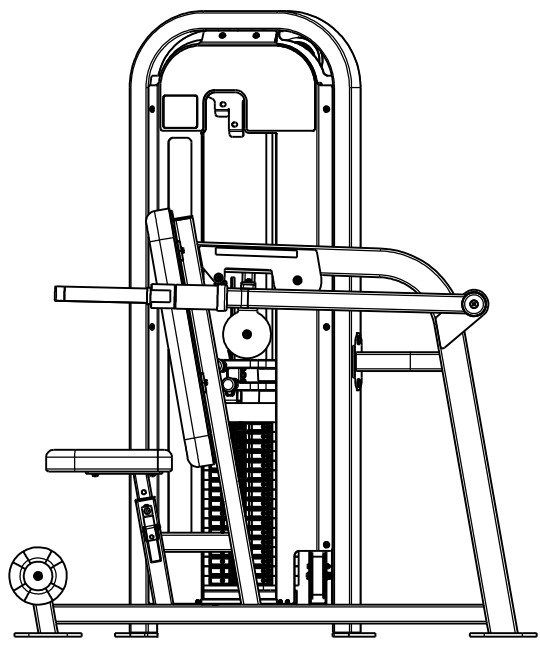
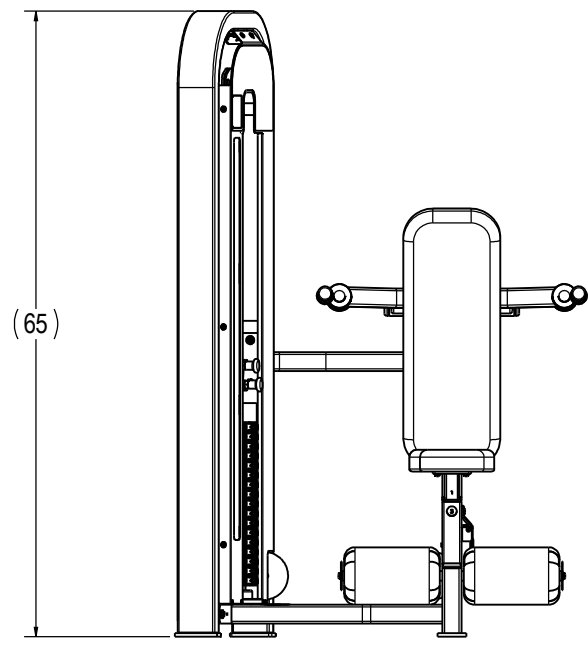
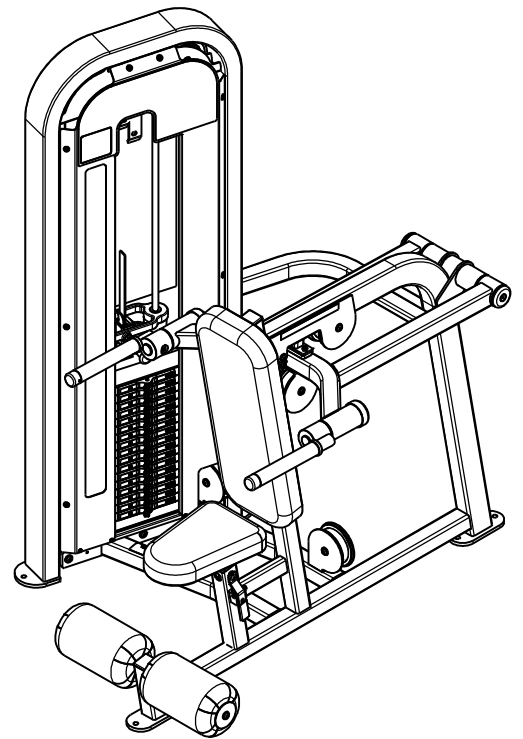
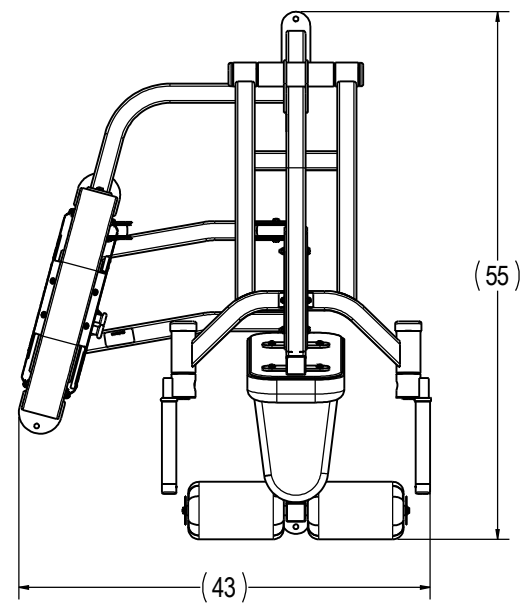


REVISION HISTORY				
REV	DATE	DESCRIPTION	ECO	BY
A	11/11/2009	INITIAL PRODUCTION RELEASE	100594	SLS



ITEM NO.	PART NUMBER	DESCRIPTION	QTY.
1	050-2190	LABEL PATENTS, LNL	1
2	1400-0001	TUBE, ROUND, 1", RUBBER, BLK	17.5
3	2120-0154	PLATE, BELT CLAMP, 1/4, BC-002	1
4	2120-3826	CAP, BEARING 2 1/2 RND ALUM	2
5	2120-3876	CAP, HANDLE, 1 1/4	2
6	2120-3877	RING, HANDLE, 1 1/4	2
7	2120-4011	BAR, MACH, DIP HANDLE PIVOT	2
8	2120-4012	BAR, MACH, ARM PIVOT	1
9	2120-4013	STOP, 1.0 SHAFT	2
10	2120-4014	CAP, BEARING TUBE STOP	2
11	2130-0036	END PLATE, UPHOLSTERY, Ø 3"	2
12	2210-0009	BUSHING, SEAT POST	1
13	3210-0114	ASSY, WELD, SEAT, 10"	1
14	3210-0390	WELDMENT ASSY, SWIVEL BRKT	1
15	3211-0205	ASSY, WELD, ARMS (S5303)	1
16	3211-0206	ASSY, WELD, HANDLE	2
17	3211-0207	ASSY, WELD, MAIN FRAME, S5303	1
18	3290-0001	ASSY, WELDMENT, HANDLE	1
19	3311-0398	ASSY, MECH, WT FRAME, S5303E LL	1
20	3500-0026	ASSY, BACKREST, 27X10, FC-203-A	1
21	3500-0073	PAD, SEAT, 8 7/8x13 1/8	1
22	3500-0021	ASSY, UP, ROLLER PAD, 5.700X10LG	2
23	4210-0029	FHCS 3/8-16 X 1.00	4
24	4220-0005	SHCS, 1/4-20 X 1.0	4
25	4230-0050	BHSCS, 3/8-16 X 1, BRIGHT, Z	2
26	4230-0056	BHSCS, 3/8 X 3, BRIGHT, Z	2
27	4230-0057	BHSCS, 3/8 X 2 1/4, BRIGHT, Z	2
28	4230-0059	BHSCS, 3/8-16 X 4 1/4, BRIGHT, Z	3
29	4230-0060	BHSCS, 3/8-16 X 2 3/4, BRIGHT, Z	2
30	4230-0069	BHSCS, 1/4-20 X 1 3/4, BRIGHT, Z	1
31	4230-0077	BHSCS, 1/2-13 X 1.25, BRIGHT, Z	2
32	4230-0083	BHSCS, 5/16-18 X 1 1/4, BRIGHT, Z	8
33	4230-0093	BHSCS, 1/4-20 X 3/4, BRIGHT, Z	1
34	4250-0001	SSS, 10-32 X 1/8, BLK	8
35	4500-0015	NUT, JAMNYL, 1/4-20, NTE	1
36	4500-0016	NUT, NYLOC, 5/16-18, NE, Z	2
37	4500-0029	NUT, NYLOC, JAM, 3/8-16, Z	9
38	4600-0007	WASHER, SAE, 5/16, Z	8
39	4600-0009	WASHER, SAE, 3/8-16, Z	20
40	4600-0025	MACHINE BUSHING, 1", 18 GAGE	2
41	4800-0001	BELT, MECTROL, SPOOL	188 IN
42	4900-0001	STOP, RED	1
43	4900-0052	SPRING, O.D. 5.1 L.5, CENTURY 921	1
44	4900-0108	SLEEVE, HANDLE, RED	1
45	4900-0139	BEARING, 1 ID X 2 OD, NR16-Z	6
46	4900-0440	PULLEY, BELT, 4.75D, 3/8B, 1.5W, MOLDED	2
47	4900-0445	PULLEY, BELT, 4.75D, 3/8B, 2.0W, MOLDED	1
48	4900-0588	CAP, 2.0 X 2.0, BLACK, TEXTURED	2
49	4900-0591	CAP, Ø1.25, BLACK, TEXTURED	2
50	4900-PNTX	POWDER COAT TBD	2 LBS
51	4900-UPHX	UPHOLSTERY, TBD	1.25 LN YD
52	5220-0001	LABEL, SAFETY, KEEP HANDS, LARGE	2
53	5220-0005	LABEL, SAFETY, SECURE TO FLOOR	1
54	5290-0001	SERIAL NUMBER	1

- NOTES:
1. INTERPRET DRAWING PER ASME Y14.5M-1994.
 2. IF APPLICABLE, CRITICAL DIMENSIONS LABELED.
 3. ALL HARDWARE IS KITTED PER 3700-0519.
 4. ALL UPHOLSTERY IS KITTED PER 3700-0087.
 5. EST GROSS WT. 600 LBS

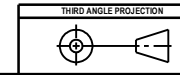
DOCUMENT STATUS:

RELEASED
NOTICE OF PROPRIETARY INFORMATION
 THIS DOCUMENT SHALL NOT BE REPRODUCED NOR SHALL THE INFORMATION CONTAINED HEREIN BE USED BY OR DISCLOSED TO OTHERS EXCEPT AS EXPRESSLY AUTHORIZED BY UNISEN INC, U.S.A. © UNISEN TRAC.

MATERIAL SEE BOM
 FINISH N/A
 VENDOR: N/A P/N: N/A

UNLESS OTHERWISE SPECIFIED DIMENSIONS ARE IN INCHES. TOLERANCES ARE:
 DECIMALS ANGLES
 X.XX ± 0.13
 X.X ± 0.05
 X.XX ± 0.13
 X.XXX ± 0.010

UNISEN, INC. DBA 14410 Myford Road Irvine CA 92606
STAR TRAC
 STAR TRAC PART NO. **9LL-S5303EXXXXX** REV **A**
 TITLE **DIP MACHINE, LL**
 SCALE: 1:10 SHEET 1 OF 2 SHEET SIZE: D



DRAWN	SLS	10/26/2009
CHECKED		
APPROVED		

U.O.M. INCH

