




Diagnostics – Heart Rate Test

Heart Rate can be checked using the Heart Rate Test.

To verify heart rate operation:

1. Enter the Maintenance Mode (see Settings – Maintenance Mode).
2. Press  until Heart Rate Test is display in the information window.
3. Press  to enter Heart Rate Test.
4. The display will read TELEMETRY.
 - If checking contact heart rate it will read “CONTACT” and the heart rate number.
 - If checking Polar, the display will read “TELEMETRY” and the heart rate number.
5. To exit the heart rate test, press .