

This document contains information proprietary to Magnum Fitness Systems. It is submitted in confidence and is to be used solely for the purpose for which it is furnished. This document and such information is not to be reproduced, transmitted, or used in whole or part without written authorization.

TOLERANCES: + 0.000"
- 1/16"

UNLESS OTHERWISE SPECIFIED
DIMENSIONS ARE IN INCHES.

DRAWN BY:
J. Wenzel

MAGNUM FITNESS SYSTEMS
2201 12th. Avenue
S. Milwaukee, WI, 53172

TITLE: 2027 v 1.0
Seated Leg Curl

DATE:
07/02/04

PART NO.
XXX-XXX

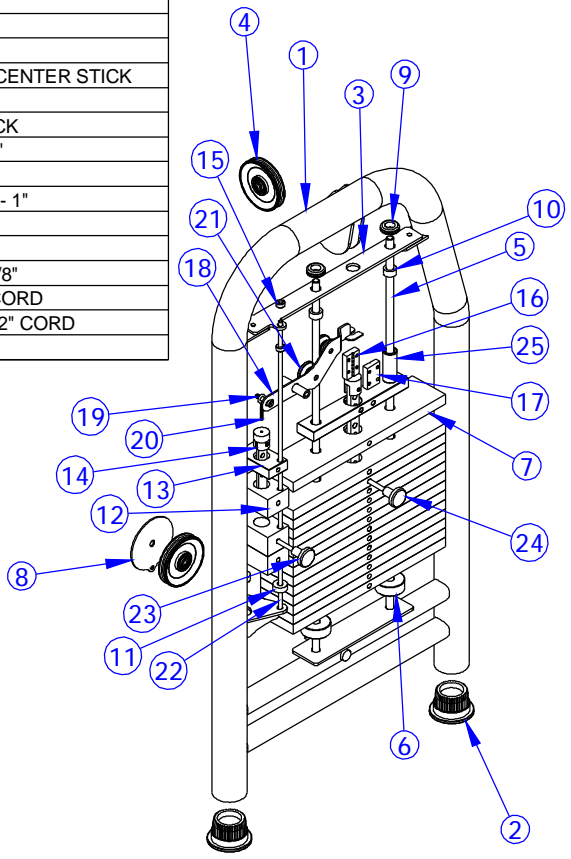
JOB NO.
XXXXXXXX

REV:
1

FILE LOCATION: C:\Cad Drawings\Solid Works\

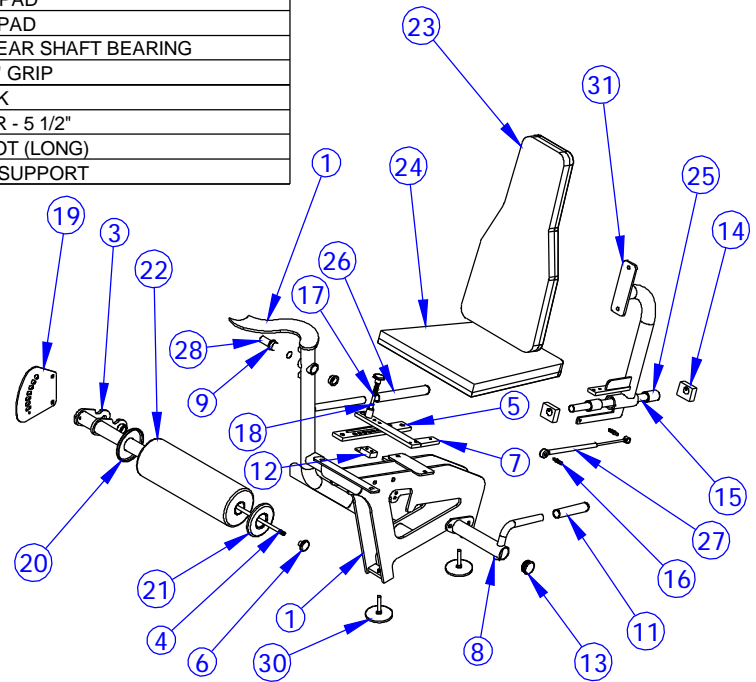
1 OF 1

ITEM NO.	QTY.	PART NO.	DESCRIPTION
1	1	100-934	MAIN FRAME
2	2	850-056	3" FOOT
3	1	500-963	1/4" PLASMA
4	2	853-303	4" CABLE PULLEY - 3/8" NARROW HOLE
5	2	200-384	5/8" GUIDE ROD - 41"
6	2	838-211	ROUND WEIGHT STACK BUMPER
7	14	300-410	1" x 4" F.S. - 18 1/2"
8	1	501-125	1/8" PLASMA
9	2	858-005	5/8" RUBBER GROMMET
10	2	852-610	5/8" SET COLLAR
11	2	858-251	1/2" RUBBER BUMPER
12	3	300-413	2" x 4" F.S. - 2 9/16"
13	1	807-001	1" x 2 1/4" F.S. - 4"
14	1	101-053	MINI WEIGHT STACK CENTER STICK
15	4	852-607	3/8" SHAFT COLLAR
16	1	101-079	15 HOLE CENTER STICK
17	1	339-714	1/2" x 1 1/2" F.S. - 2 1/4"
18	1	101-083	LEFT BANANA
19	1	810-953	3/8" SHOULDER BOLT - 1"
20	1	818-899	3/8" EYE BOLT - 2 1/2"
21	2	853-314	ROLLER w/ BEARING
22	2	200-391	3/8" GUIDE ROD - 30 3/8"
23	1	852-008	SELECTOR PIN w/ 4" CORD
24	1	852-007	SELECTOR PIN w/ 6 1/2" CORD
25	1	100-539	TOP WEIGHT PLATE



<p>This document contains information proprietary to Magnum Fitness Systems. It is submitted in confidence and is to be used solely for the purpose for which it is furnished. This document and such information is not to be reproduced, transmitted, or used in whole or part without written authorization.</p>	<p>TOLERANCES: + 0.000" - 1/16"</p>	<p>MAGNUM FITNESS SYSTEMS 2201 12th. Avenue S. Milwaukee, WI, 53172</p>		
	<p>UNLESS OTHERWISE SPECIFIED DIMENSIONS ARE IN INCHES.</p>	<p>TITLE: 2027 v 1.0 Weight Side</p>		
<p>DRAWN BY: Joshua Wenzel</p>	<p>DATE: 06/03/04</p>	<p>PART NO. 2027</p>	<p>JOB NO. XXXXXXXX</p>	<p>REV: 1</p>
<p>FILE LOCATION: C:\Cad Drawings\Solid Works\</p>				<p>1 OF 3</p>

ITEM NO.	QTY.	PART NO.	DESCRIPTION
1	1	100-934	MAIN FRAME
3	1	100-938	ARM PAD ASSEMBLY
4	1	339-019	23 1/2" ADJUSTMENT ROD
5	1	339-925	1/2" x 2" F.S. - 14 7/8"
6	2	852-207	GOLD PULL KNOB
7	1	100-194	SEAT BACK ADJUSTMENT BRACKET
8	1	101-007	LEFT HANDLE
9	2	851-518	1 1/4" BRASS BUSHING
11	1	700-012	6 3/4" GRIP
12	1	300-297	3/4" x 1 1/2" F.S. - 3"
13	1	850-035	2" ROUND END CAP
14	2	300-332	1" x 2" F.S. - 2 1/2"
15	1	851-161	1" x 16" LINEAR SHAFT
16	2	852-822	13mm BALL STUD
17	1	852-807	SPRING
18	1	855-302	SPRING PIN w/ 5/32"
19	1	339-016	SELECTOR PLATE
20	1	836-215	ROLLER END CAP w/ 2" HOLE
21	1	836-216	ROLLER END CAP w/ 5/16" HOLE
22	1	902-001	18" FOAM ROLLER
23	1	901-034	BACK PAD
24	1	901-033	SEAT PAD
25	2	851-203	1" LINEAR SHAFT BEARING
26	1	700-019	10 5/8" GRIP
27	1	852-827	SHOCK
28	1	200-241	1" CRR - 5 1/2"
30	2	833-129	4" FOOT (LONG)
31	1	100-906	SEAT SUPPORT



This document contains information proprietary to Magnum Fitness Systems. It is submitted in confidence and is to be used solely for the purpose for which it is furnished. This document and such information is not to be reproduced, transmitted, or used in whole or part without written authorization.

TOLERANCES: + 0.000"
- 1/16"

UNLESS OTHERWISE SPECIFIED
DIMENSIONS ARE IN INCHES.

MAGNUM FITNESS SYSTEMS
2201 12th. Avenue
S. Milwaukee, WI, 53172

TITLE: 2027 v 1.0 USER SIDE

DRAWN BY:
Joshua Wenzel

DATE:
06/03/04

PART NO.
2027

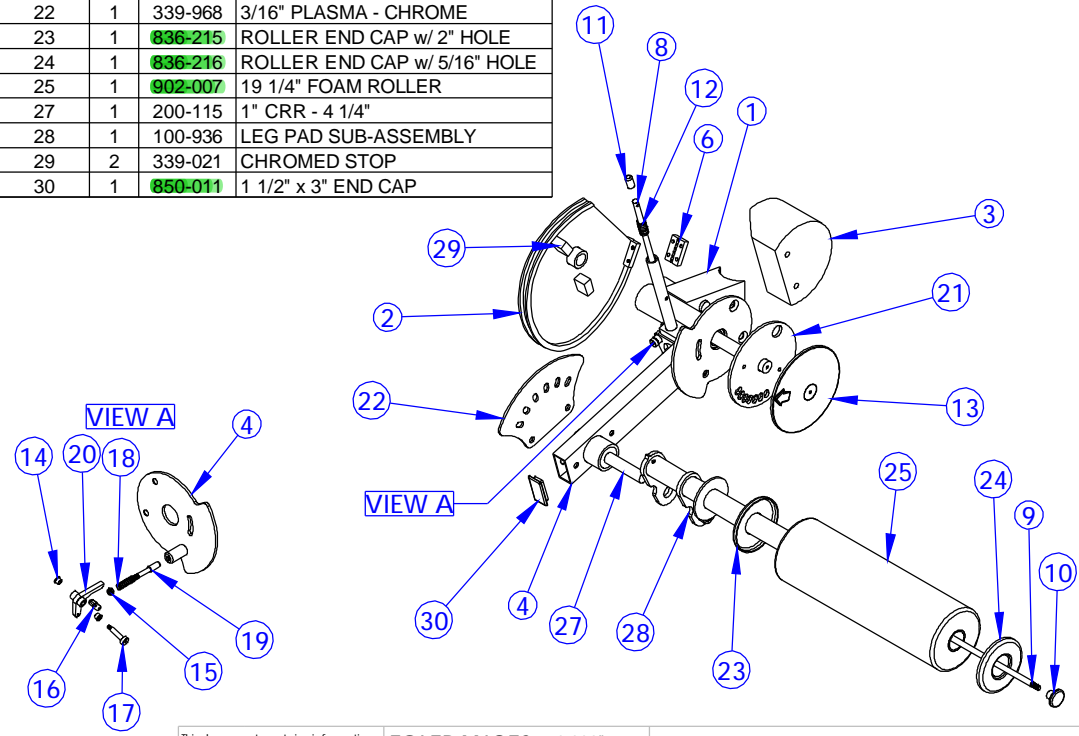
JOB NO.
XXXXXXXX

REV:
1

FILE LOCATION: C:\Cad Drawings\Solid Works\

2 OF 3

ITEM NO.	QTY.	PART NO.	DESCRIPTION
1	1	100-934	MAIN FRAME
2	1	100-993	CAM
3	1	200-363	8" CRR - 4 7/8"
4	1	100-940	HAMMER
6	1	339-714	1/2" x 1 1/2" F.S. - 2 1/4"
8	1	339-012	ADJUSTMENT ROD
9	1	339-017	28 3/4" ADJUSTMENT ROD
10	1	852-207	GOLD PULL KNOB
11	1	858-402	1/2" I.D. RUBBER TIP
12	1	852-820	3/4" O.D. 10 COIL SPRING
13	1	836-265	RANGE LIMITER COVER
14	2	851-552	3/8" FLANGE BUSHING - 3/8"
15	1	817-306	3/8"-16 JAM NUT
16	1	700-534	MASTER LINK
17	1	810-971	3/8" x 1 1/2" SHOULDER BOLT
18	1	852-807	SPRING
19	1	855-302	SPRING PIN w/ 5/32"
20	1	101-110	ADJUSTMENT LEVER
21	1	100-944	ADJUSTOR PLATE
22	1	339-968	3/16" PLASMA - CHROME
23	1	836-215	ROLLER END CAP w/ 2" HOLE
24	1	836-216	ROLLER END CAP w/ 5/16" HOLE
25	1	902-007	19 1/4" FOAM ROLLER
27	1	200-115	1" CRR - 4 1/4"
28	1	100-936	LEG PAD SUB-ASSEMBLY
29	2	339-021	CHROMED STOP
30	1	850-011	1 1/2" x 3" END CAP



This document contains information proprietary to Magnum Fitness Systems. It is submitted in confidence and is to be used solely for the purpose for which it is furnished. This document and such information is not to be reproduced, transmitted, or used in whole or part without written authorization.

TOLERANCES: + 0.000"
- 1/16"

UNLESS OTHERWISE SPECIFIED DIMENSIONS ARE IN INCHES.

MAGNUM FITNESS SYSTEMS
2201 12th. Avenue
S. Milwaukee, WI, 53172

TITLE: 2027 v 1.0 HAMMER

DRAWN BY:
Joshua Wenzel

DATE:
06/03/04

PART NO.
2027

JOB NO.
XXXXXXXXX

REV:
1

FILE LOCATION: C:\Cad Drawings\Solid Works\