


SM40 – Hardware




Item Number	Part Description	Part Number
1	7/16 Hex Head Bolt	0017-00101-1561
	7/16 Flat Washer	0017-00104-0363
	7/16 Cap Washer	0017-00104-0366
	NYLOC Nut	0017-00103-0233
2	3/8x3 Hex Head Bolt	0017-00101-1422
	End Cap	0017-00042-0969
	3/8 Flat Washer	0017-00104-0313
	3/8 End Cap Washer	0017-00104-0368
	3/8 NYLOC Nut	0017-00108-0217
3	3/8x2-3/4 Hex Head Bolt	0017-00101-1408
	End Cap	0017-00042-0969
	3/8 Flat Washer	0017-00104-0313
	3/8 End Cap Washer	0017-00104-0368
	NYLOC Nut	0017-00103-0217
4	1-3/4 Bolt	0017-00101-1413
	Cap Washer	0017-00104-0368
	3/8 NYLOC Nut	0017-00103-0217

SM40 – Structure

Adjustable Pulley
Top Bracket Beam
SM00-S0039-0000

Tricep
Top Beam
SM00-S0038-0000



Double Pulley Housing
SM00-S0026-0000


3-Hole Plate
SM00-M0002-0000

Top Plate
Spacer Guard
SM00-S0045-0000


Tear Drop
SM00-S0028-0000

Lat Pulldown Top Beam
SM00-S0030-0000

SM40 – Grips




SM40 – Foot Plate



Item Number	Part Description	Part Number
3	3/8x2-3/4 Hex Head Bolt	0017-00101-1408
	End Cap	0017-00042-0969
	3/8 Flat Washer	0017-00104-0313
	3/8 End Cap Washer	0017-00104-0368
	NYLOC Nut	0017-00103-0217
4	1-3/4 Bolt	0017-00101-1413
	Cap Washer	0017-00104-0368
	3/8 NYLOC Nut	0017-00103-0217

SM40 – Dual Pulley




Lower Dual
Pulley Bracket
SM00-S0035-0000


Bolt - 0017-00101-1521
Plastic Washer
0017-00104-0349
Nut - 0017-00103-0227
Cap - 0017-00012-0936

Item Number	Part Description	Part Number
2	3/8x3 Hex Head Bolt	0017-00101-1422
	End Cap	0017-00042-0969
	3/8 Flat Washer	0017-00104-0313
	3/8 End Cap Washer	0017-00104-0368
	3/8 NYLOC Nut	0017-00108-0217
4	1-3/4 Bolt	0017-00101-1413
	Cap Washer	0017-00104-0368
	3/8 NYLOC Nut	0017-00103-0217

SM40 – LAT Bench Components



SM40 – Adjustable Pulley



Item Number	Part Description	Part Number
4	1-3/4 Bolt	0017-00101-1413
	Cap Washer	0017-00104-0368
	3/8 NYLOC Nut	0017-00103-0217