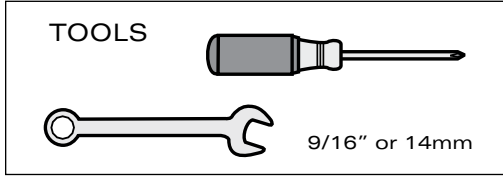


# AXLE & SPROCKET REPLACEMENT - MODEL D & E

0807



# AXLE & SPROCKET REPLACEMENT - MODEL D & E

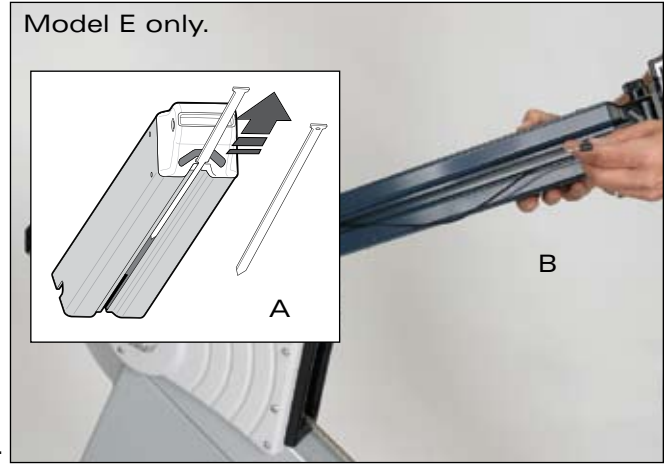
7. Note: For Model D proceed to step 13.  
For Model E proceed to step 8.




8.



9.



10.



11.



12.



13.



14.



# AXLE & SPROCKET REPLACEMENT - MODEL D & E



Remove old axle and replace with new axle.



If you are not replacing the sprocket, proceed to step 21.



# AXLE & SPROCKET REPLACEMENT - MODEL D & E

To reassemble Model D follow steps 23-36, omitting steps 27-31.

To reassemble Model E follow steps 23-36.



23.



24.



25.



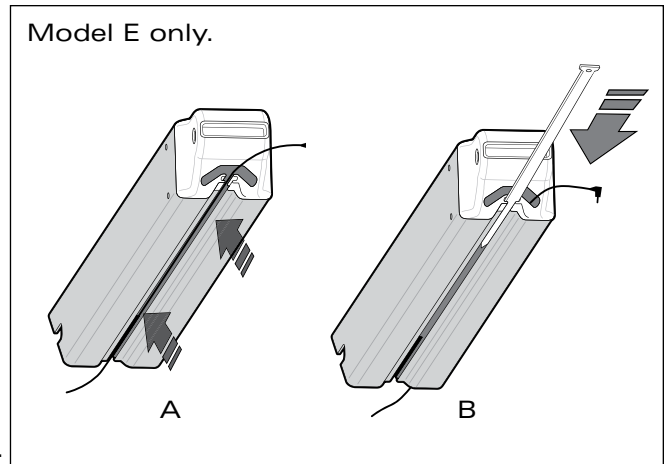
26.



27.



28.



29.

# AXLE & SPROCKET REPLACEMENT - MODEL D & E

