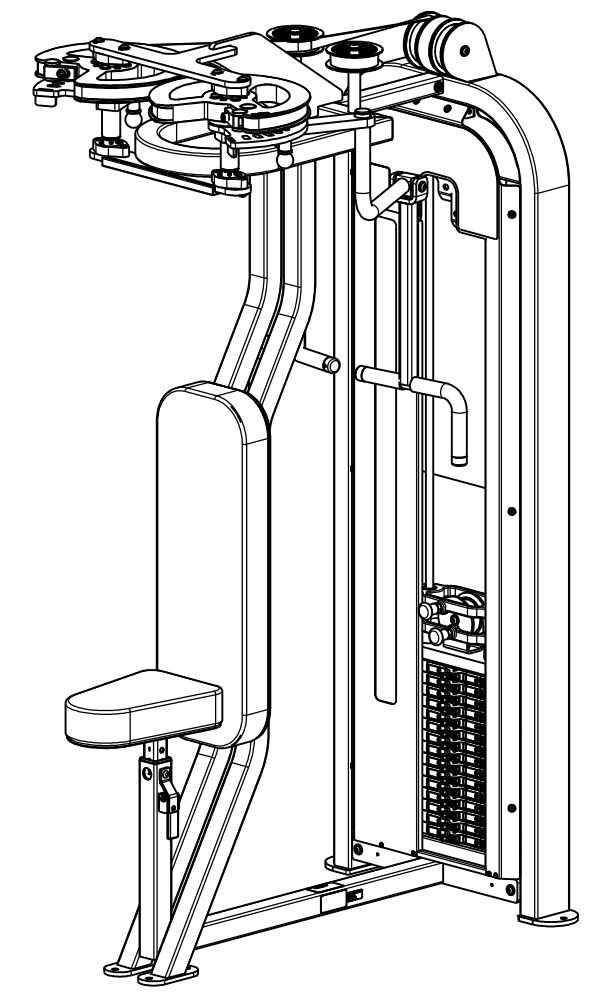
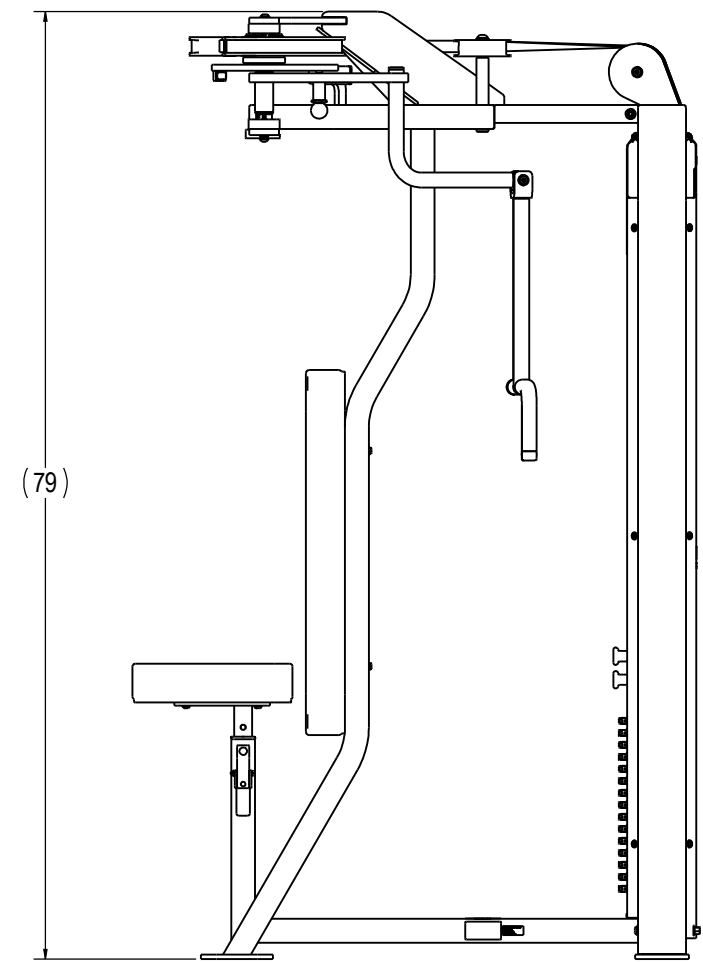
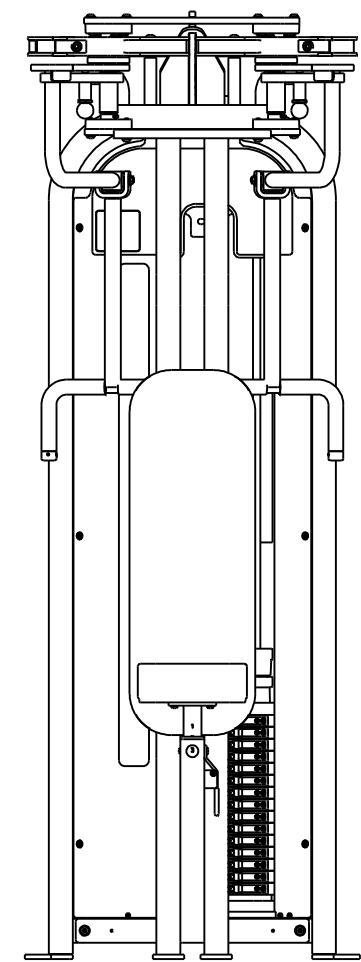
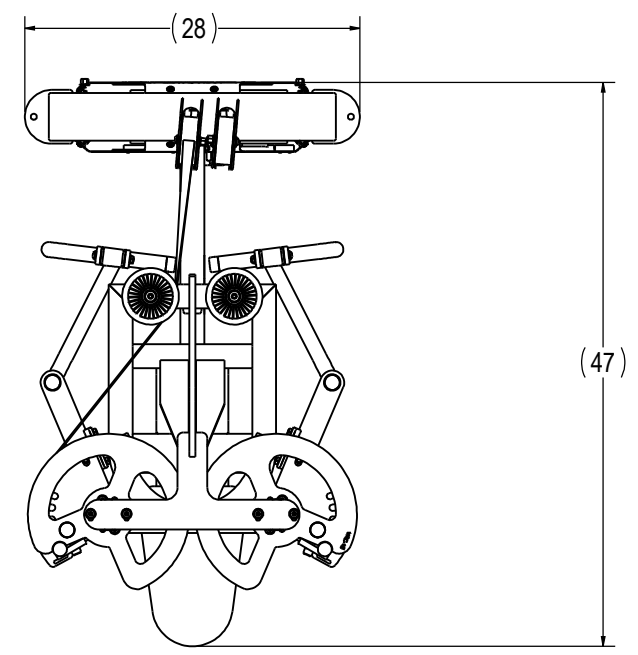


REVISIONS				
REV.	DATE	DESCRIPTION	ECO	BY
A	11/11/2009	PRODUCTION RELEASE	100596	SLS



ITEM NO.	PART NUMBER	DESCRIPTION	QTY.
1	3211-0107	ASSY,WELD,MAIN FRAME,PR-S4304	1
2	3210-0063	ASSY,WELD,ROM,ADJ,RH,PR-S4304	1
3	3210-0064	ASSY,WELD,ROM,ADJ,LH,PR-S4304	1
4	3210-0108	ASSY, WELD, SEAT	1
5	3211-0019	ASSY,WELD,HANDLE,PR-S4304	2
6	4900-PNTX	POWDER COAT, TBD	3.0
7	3311-0395	ASSY,MECH,WT FRAME,S4304E LL	1
8	3500-0025	ASSY,UPHOLSTRY,13 7/8 X 8 7/8,FC-202-C	1
9	3500-0048	ASSY,UPHOLSTRY,10X30,FS-401-A	1
10	3500-0124	ASSY,UPH,HEAD PAD,S4304	1
11	4900-UPHX	UPHOLSTRY, TBD	1.25
12	1400-0001	TUBE,ROUND,1",RUBBER,BLK	27.5
13	2120-0583	BAR,MACH,3/4"RD X 2 1/16",RACE	2
14	2200-0031	CONTACT PAD,ROM,S4304	2
15	2200-0032	CONTACT PAD,HANDLE,S4304	2
16	2210-0009	BUSHING,SEAT POST	1
17	3211-0108	ASSY,WELD,ROM,RIGHT,PEC/DELT	1
18	3211-0109	ASSY,WELD,ROM,LEFT,PEC/DELT	1
19	3290-0001	ASSY,WELDMNT,HANDLE	1
20	4230-0005	BHSCS,1/4-20 X 1/2	1
21	4230-0033	BHSCS,3/8-16 X 1.75,BLK,Z	2
22	4230-0051	BHSCS,3/8-16 X 2 1/2,BRIGHT,Z	1
23	4230-0052	BHSCS,3/8-16 X 3 1/4,BRIGHT,Z	2
24	4230-0057	BHSCS,3/8 X 2 1/4,BRIGHT,Z	8
25	4230-0059	BHSCS,3/8-16 X 4 1/4,BRIGHT,Z	2
26	4230-0069	BHSCS,1/4-20 X 1 3/4,BRIGHT,Z	1
27	4230-0083	BHSCS,5/16-18 X 1 1/4,BRIGHT,Z	4
28	4230-0085	BHSCS,5/16-18 X 3.0,BRIGHT,Z	4
29	4230-0104	BHC,3/8-16,1.5,SHC,AS,BZ	6
30	4230-0105	BHC,1/2-20,2.25,SHC,AS,BZ	2
31	4220-0029	SHCS,1/2-20 X 2,Z	2
32	4250-0001	SSS,10-32 X 1/8,BLK	8
33	4500-0002	NUT,NYLOC,5/16-18	4
34	4500-0008	Nut,JAM,1/4-20,Z	1
35	4500-0009	NUT,JAMNYLOC,3/8-16,NTE	9
36	4500-0018	NUT,3/8-16,NYLOC,NE,STL,Z	2
37	4500-0029	NUT,NYLOC,JAM,3/8-16,Z	2
38	4600-0001	WASHER,FLAT,5/16	12
39	4600-0008	WASHER,SAE,1/2,Z	2
40	4600-0009	WASHER,SAE,3/8-16,Z	26
41	4800-0001	BELT,MECTROL	195
42	4900-0001	STOP,RED	2
43	4900-0005	CAP,HANDLE,1",CHROME	4
44	4900-0036	BEARING,FLANGE,750B X 750H	4
45	4900-0037	BEARING,FLANGE,1.00B X 1.00H	4
46	4900-0052	SPRING,O.D.5.L1.5,CENTURY 921	1
47	4900-0056	PIN,PULL,CAM,BELT	2
48	4900-0057	CAM,PIN,CLAMP,CABLE	2
49	4900-0058	CLAMP,CAM,BELT	2
50	4900-0062	2 BOLT FLANGE MOUNT BEARING	4
51	4900-0080	CAM,VRC-18	2
52	4900-0108	SLEEVE,HANDLE,RED	1
53	4900-0151	PULL PIN,1/2",K320	2
54	4900-0441	PULLEY,BELT,4.75D,1/2B,1.5W,MOLDED	2
55	4900-0591	CAP,Ø1.25,BLACK,TEXTURED	2
56	5220-0005	LABEL,SAFETY,SECURE TO FLOOR	1
57	5290-0001	SERIAL NUMBER	1
58	050-2190	LABEL,PATENTS,LNL	1

- NOTES:
1. INTERPRET DRAWING PER ASME Y14.5M-1994.
 2. REMOVE ALL BURRS AND SHARP EDGES .015/030.
 3. IF APPLICABLE, CRITICAL DIMENSIONS LABELED.
 4. ALL HARDWARE TO BE KITTED PER 3700-0510.
 5. ALL UPHOLSTERY TO BE KITTED PER 3700-0242.
 6. EST. GROSS WT. 545 LBS.

DOCUMENT STATUS:
RELEASED

NOTICE OF PROPRIETARY INFORMATION
THIS DOCUMENT SHALL NOT BE REPRODUCED NOR SHALL THE INFORMATION CONTAINED HEREIN BE USED BY OR DISCLOSED TO OTHER EXCEPT AS EXPRESSLY AUTHORIZED BY UNISEN

MATERIAL SEE BOM	FINISH N/A	TOLERANCES UNLESS OTHERWISE SPECIFIED X.XXX = ±.010 X.XX = ±.030 X.X = ±.050 X = ±.125	UNISEN, INC. DBA STARTRAC 14410 Myford Road Irvine CA 92606
DRAWN SLS	CHECKED SLS	DATE 10/23/2009	PART NO. 9LL-S4304EXXXXX
APPROVED	U.O.M.	INCH	SCALE: 1:8
			SHEET 1 OF 2

