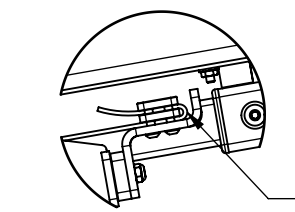
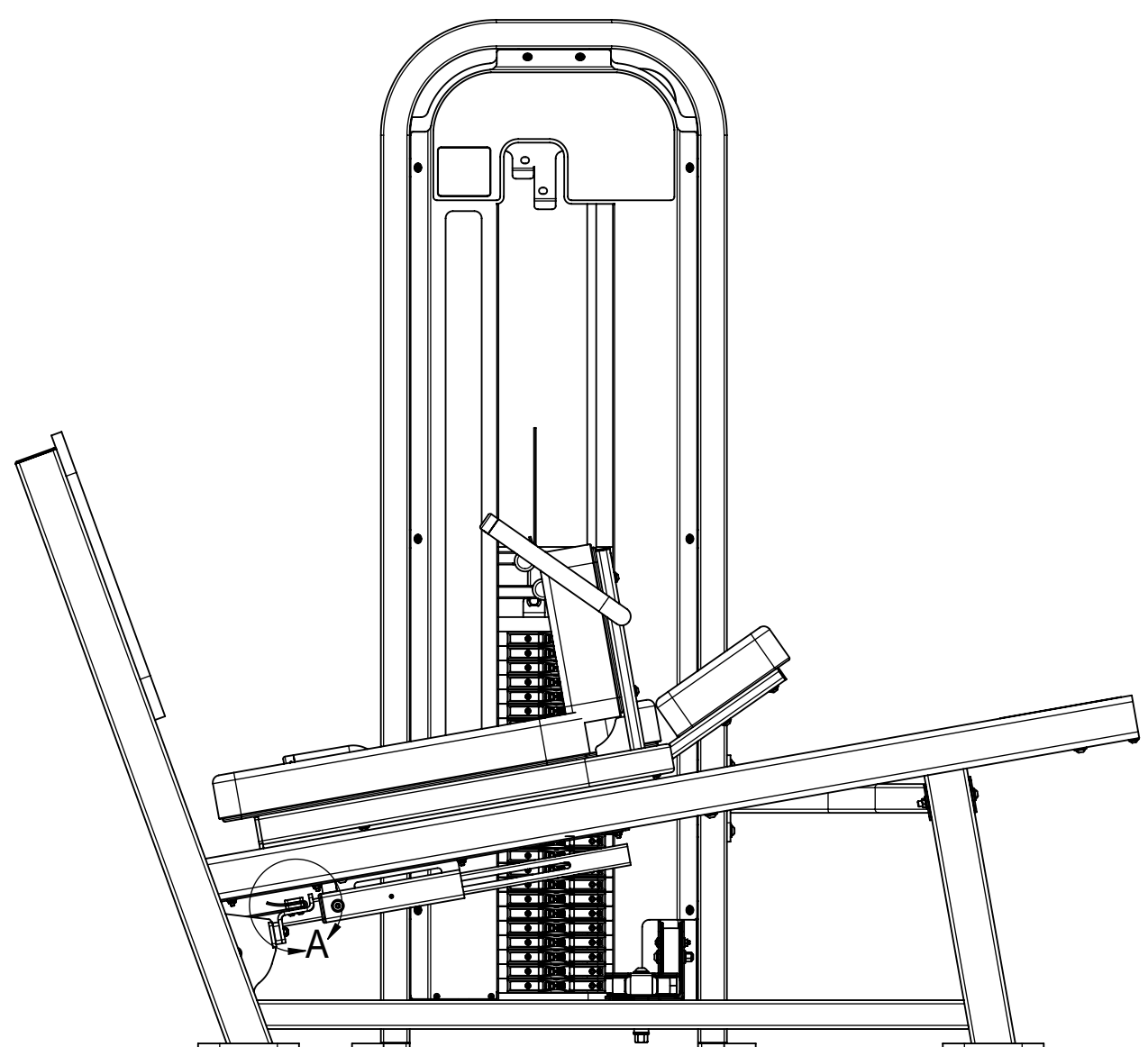
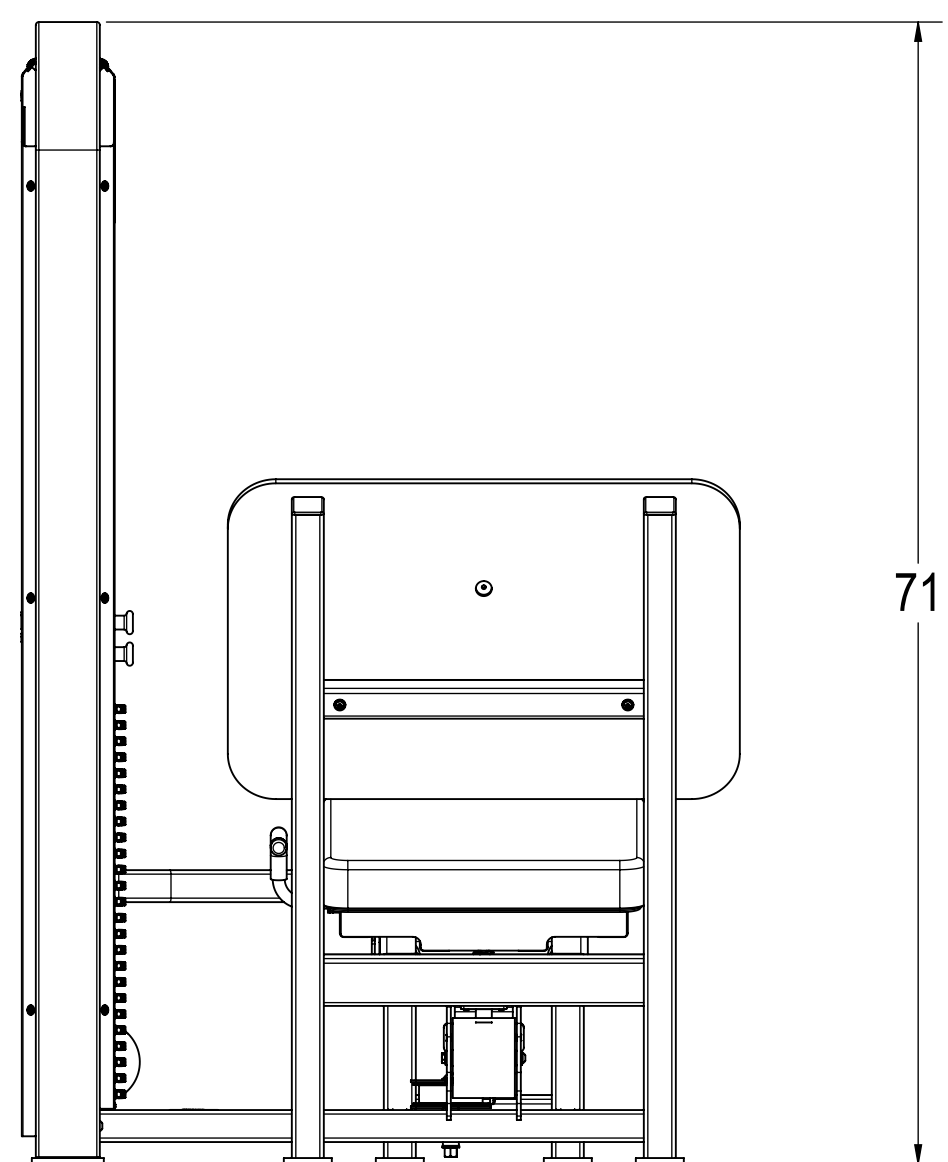
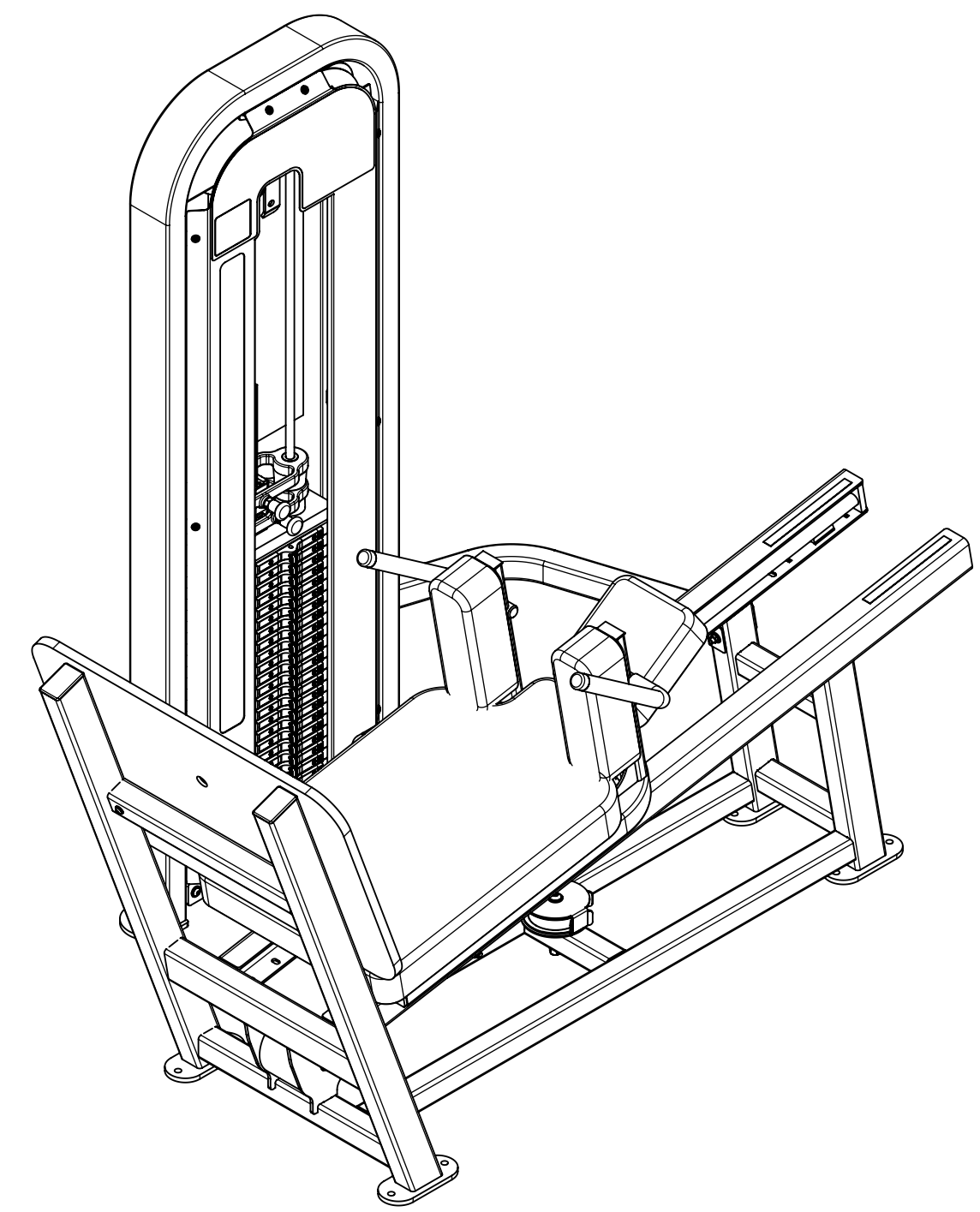
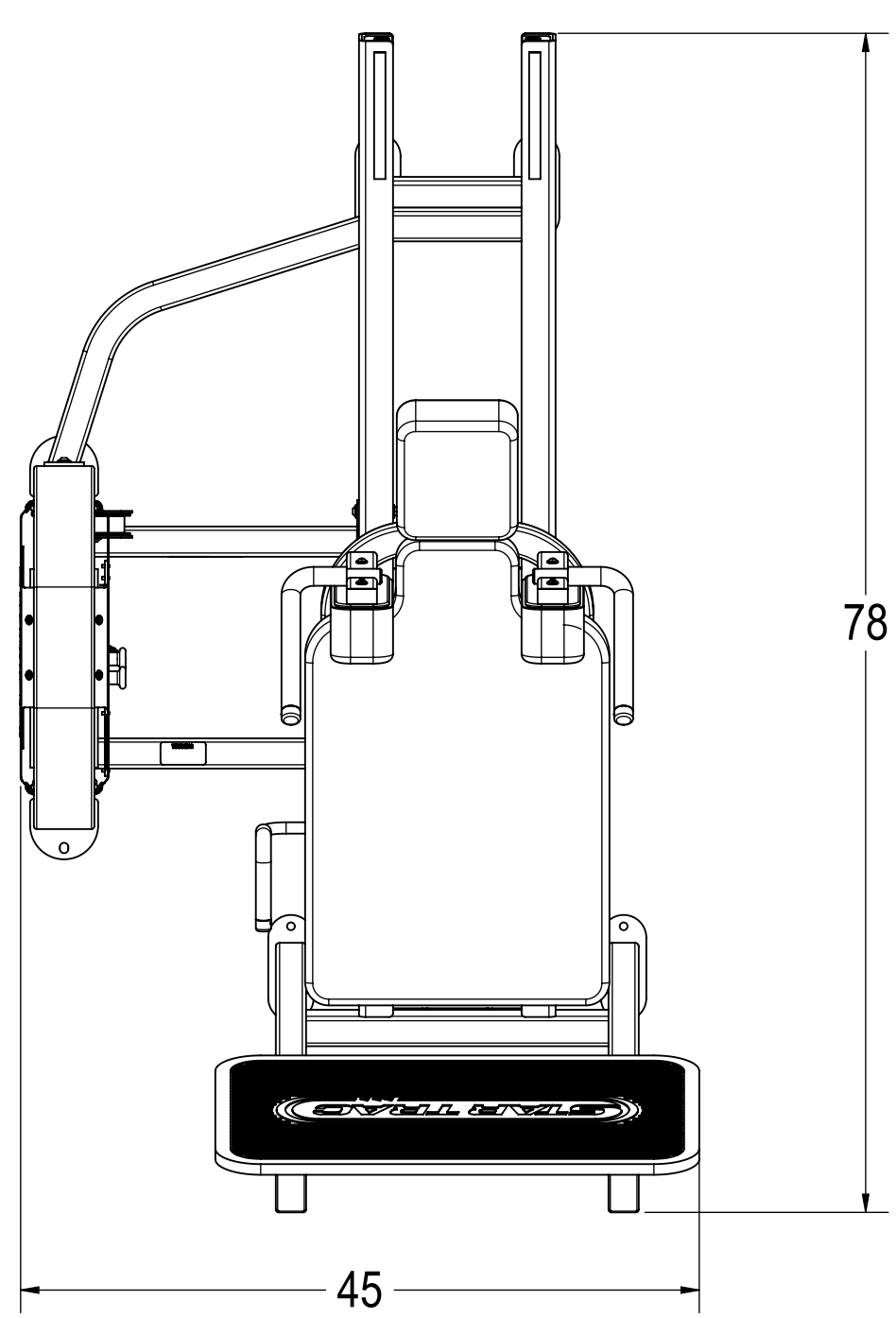


REVISIONS				
REV.	DATE	DESCRIPTION	ECO	BY
A	11/11/2009	PRODUCTION RELEASE	100596	SLS



INSTALL BELT CLAMP PLATES AS SHOWN
 DETAIL A
 SCALE 1:6

ITEM NO.	PART NUMBER	DESCRIPTION	QTY.
1	3211-0214	ASSY, WELD, TROLLEY, 18 INCH	1
2	3211-0217	ASSY, WELD, WT STACK CONN, LOW	1
3	3211-0218	ASSY, WELD, WT STACK CONN, SIDE	1
4	3211-0219	ASSY, WELD, ADJUST HANDLE	1
5	3211-0223	ASSY, WELD, MAIN FRAME, S1302	1
6	3211-0225	ASSY, WELD, BACK REST, S1302	1
7	4900-PNTX	POWDER COAT, TBD	2.25 LB
8	3311-0372	ASSY, MECH, WT FRAME, S1302E LL	1
9	3500-0055	ASSY, UPHOLSTRY, 12x4, FL-108-B	2
10	3500-0091	ASSY, UPH, 9.5 X 8, FL-10	1
11	3500-0127	ASSY, UPH, BACK REST, S1302	1
12	4900-UPHX	UPHOLSTRY, TBD	1.75 LN. YD.
13	050-2190	LABEL, PATENTS, LNL	1
14	1400-0001	Tube, Round, 1", Rubber, Blk	28 IN
15	1400-0006	TUBE, ROUND, 3/4" RUBBER, BLK	8 IN
16	2120-0296	RACE, INNER, 1 X 4 1/8	1
17	2120-0379	STANDOFF, 2", ALUMINUM	6
18	2120-4052	STOP PLATE, LINEAR SHAFT	2
19	2120-4053	PLATE, FLOOR GUARD	1
20	2120-4055	PIN, ROM RELEASE, .50 DIA	1
21	2120-4081	BELT CLAMP, 1.25 x 2.88 X .25, 27 THRU	1
22	2120-4082	BELT CLAMP, 1.25 x 2.88 X .25, 14-20 TAP	1
23	2120-4084	ROM ADJUST ARM, S1302	1
24	2130-0066	COVER, PULLEY, 5"	2
25	2210-0009	BUSHING, SEAT POST	1
26	2400-0025	STEP, RUBBER, 32X21, U-0065	1
27	3211-0215	ASSY, WELD, ROM, LEG PRESS	1
28	4230-0047	BHSCS, 1/4-20 X 1, BRIGHT, Z	4
29	4230-0051	BHSCS, 3/8-16 X 2 1/2, BRIGHT, Z	1
30	4230-0053	BHSCS, 3/8-16 X 4, BRIGHT, Z	4
31	4230-0056	BHSCS, 3/8 X 3, BRIGHT, Z	5
32	4230-0060	BHSCS, 3/8-16 X 2 3/4, BRIGHT, Z	4
33	4230-0066	BHSCS, 3/8-16 X 3/4, BRIGHT, Z	1
34	4230-0076	BHSCS, 1/2-13 X 4 3/4, BRIGHT, Z	1
35	4230-0080	BHSCS, 5/16-18 X 2 3/4, BRIGHT, Z	2
36	4230-0095	BHSCS, 3/8-24 X 1 1/2, BRIGHT, Z	6
37	4230-0096	3/8-16 X 5, BRIGHT, Z	1
38	4230-0098	BHSCS, 5/16-18 X 3/4, BRIGHT, Z	2
39	4230-0099	BHSCS, 5/16-18 X 2.0, BRIGHT, Z	6
40	4230-0100	BHSCS, 5/16-18 X 3.0, BRIGHT, Z	3
41	4250-0001	SSS, 10-32 X 1/8, BLK	6
42	4500-0008	Nut, JAM, 1/4-20, Z	8
43	4500-0012	NUT, HEX, JAM, 1/2-13, Z	1
44	4500-0016	NUT, NYLOC, 5/16-18, NE, Z	2
45	4500-0029	NUT, NYLOC, JAM, 3/8-16, Z	11
46	4600-0006	FLAT WASHER, 1/4 Z	8
47	4600-0007	WASHER, SAE, 5/16, Z	13
48	4600-0008	WASHER, SAE, 1/2, Z	2
49	4600-0009	WASHER, SAE, 3/8-16, Z	33
50	4800-0001	BELT, MECTROL, SPOOL	1
51	4800-0001	BELT, MECTROL, SPOOL	185 IN.
52	4900-0001	STOP, RED	1
53	4900-0005	CAP, HANDLE, 1", CHROME	2
54	4900-0036	BEARING, FLANGE, .750B X .750H	2
55	4900-0044	Pulley, Belt, 5.0d x 3/8b x 3.88w	1
56	4900-0065	CAP, HANDLE, 3/4"	1
57	4900-0085	PLASTIC CAP	3
58	4900-0087	CAP, BLACK, 2 X 3	2
59	4900-0118	BEARING, ROLLER, 1", L16 OPEN	4
60	4900-0129	LINEAR SHAFT, 1" X 60	2
61	4900-0140	RING, RETAIN, 1" EXT, S100-100	2
62	4900-0297	LINK, CHAIN, #40, PL-170	1
63	4900-0441	PULLEY, BELT, 4.75D, 1/2B, 1.5W, MOLDED	1
64	4900-0575	CARRIAGE SCREW, 1/4-20 X .75	8
65	4900-0578	HEX, CAP, PULL PIN	1
66	4900-0579	SPRING, PULL PIN	1
67	4900-0629	PIN, SPRING, 1/8 X 3/8	4
68	5220-0001	LABEL, SAFETY, KEEP HANDS, LARGE	2
69	5220-0005	LABEL, SAFETY, SECURE TO FLOOR	1
70	5240-0014	Label, Instructional, 1-9 Strip	1
71	5290-0001	SERIAL NUMBER	1

- NOTES:
1. INTERPRET DRAWING PER ASME Y14.5M-1994.
 2. IF APPLICABLE, CRITICAL DIMENSIONS LABELED.
 3. ALL HARDWARE IS KITTED PER 3700-0441
 4. ALL UPHOLSTERY IS KITTED PER 3700-0361
 5. EST GROSS WT. 620 LBS.

DOCUMENT STATUS:
RELEASED

THIRD ANGLE PROJECTION

MATERIAL
 SEE BOM
 FINISH
 N/A
 VENDOR N/A
 PIN: N/A

UNLESS OTHERWISE SPECIFIED DIMENSIONS ARE IN INCHES. TOLERANCES ARE:
 DECIMALS: .13
 FRACTIONS: 1/32
 ANGLES: .1°
 HOLE DIA: .015
 HOLE DIA: .010

STAR TRAC
 14410 Myford Road
 Irvine CA 92606

911-51302EXXXXX
 LYING LEG PRESS, LL
 SCALE: 1:12 SHEET 1 OF 2 SHEET SIZE: D

DETAIL B
SCALE 1:4

DETAIL C
SCALE 1:4

