

This document contains information proprietary to Magnum Fitness Systems. It is submitted in confidence and is to be used solely for the purpose for which it is furnished. This document and such information is not to be reproduced, transmitted, or used in whole or part without written authorization.

TOLERANCES: + 0.000"
- 1/16"

MAGNUM FITNESS SYSTEMS
2201 12th. Avenue
S. Milwaukee, WI, 53172

UNLESS OTHERWISE SPECIFIED
DIMENSIONS ARE IN INCHES.

TITLE: 2039 v 1.0
Glute Ham

DRAWN BY:
J. Wenzel

DATE:
07/02/04

PART NO.
XXX-XXX

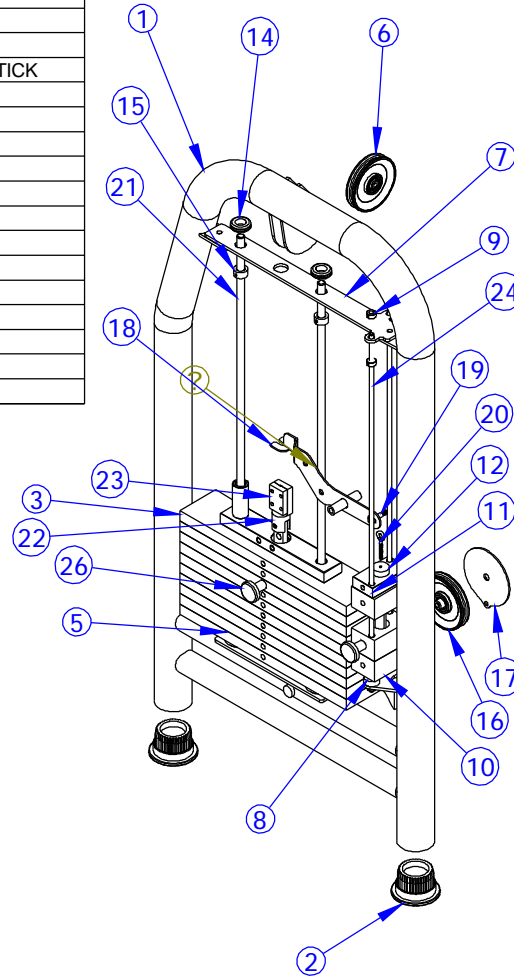
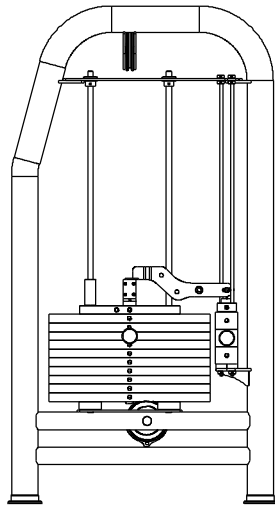
JOB NO.
XXXXXXXX

REV:
1

FILE LOCATION: C:\Cad Drawings\Solid Works\

1 OF 4

ITEM NO.	QTY.	PART NO.	DESCRIPTION
1	1	101-010	2039 MAIN FRAME (WEIGHT SIDE)
2	2	850-056	3" FOOT
3	10	300-410	1" x 4" F.S. - 18 1/2"
4	1	100-539	TOP WEIGHT PLATE
5	2	838-211	ROUND WEIGHT STACK BUMPER
6	1	853-303	4" CABLE PULLEY - 3/8" NARROW HOLE
7	1	500-963	1/4" PLASMA
8	2	858-251	1/2" RUBBER BUMPER
9	6	852-607	3/8" SHAFT COLLAR
10	3	300-413	2" x 4" F.S. - 2 9/16"
11	1	807-001	1" x 2 1/4" F.S. - 4"
12	1	101-053	MINI WEIGHT STACK CENTER STICK
14	2	858-005	5/8" RUBBER GROMMET
15	2	852-610	5/8" SET COLLAR
16	1	853-308	4" CABLE PULLEY - 3/8" HOLE
17	1	501-125	1/8" PLASMA
18	1	101-084	RIGHT BANANA
19	1	810-953	3/8" SHOULDER BOLT - 1"
20	1	818-899	3/8" EYE BOLT - 2 1/2"
21	2	200-384	5/8" GUIDE ROD - 41"
22	1	101-093	11 HOLE CENTER STICK
23	1	339-714	1/2" x 1 1/2" F.S. - 2 1/4"
24	2	200-393	3/8" GUIDIE ROD - 34 1/2"
26	1	852-007	SELECTOR PIN w/ 6 1/2" CORD
27	1	852-008	SELECTOR PIN w/ 4" CORD



This document contains information proprietary to Magnum Fitness Systems. It is submitted in confidence and is to be used solely for the purpose for which it is furnished. This document and such information is not to be reproduced, transmitted, or used in whole or part without written authorization.

TOLERANCES: + 0.000"
- 1/16"

UNLESS OTHERWISE SPECIFIED
DIMENSIONS ARE IN INCHES.

DRAWN BY:
Joshua Wenzel

DATE:
05/14/04

PART NO.
XXX-XXX

JOB NO.
XXXXXXXX

REV:
1

MAGNUM FITNESS SYSTEMS

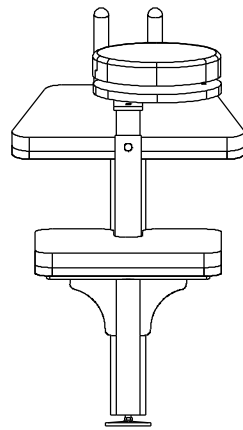
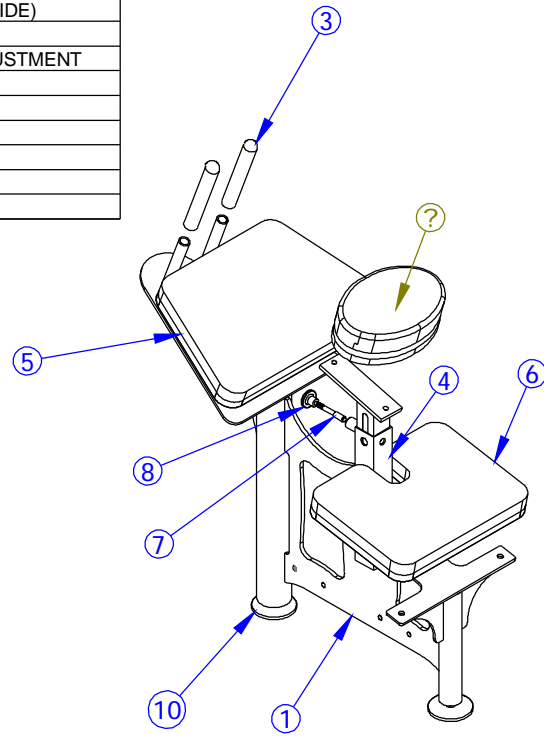
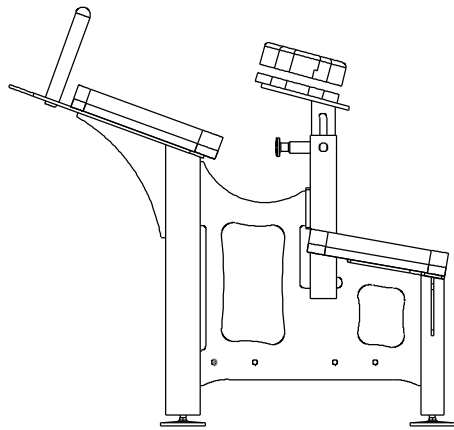
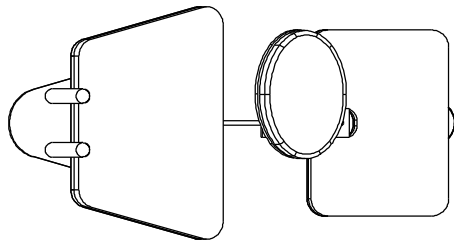
2201 12th. Avenue
S. Milwaukee, WI, 53172

TITLE: 2039 v 1.0 MAIN FRAME

FILE LOCATION: C:\Cad Drawings\Solid Works\

2 OF 4

ITEM NO.	QTY.	PART NO.	DESCRIPTION
1	1	101-011	2039 MAIN FRAME (USER SIDE)
3	2	700-013	7 3/4" GRIP
4	1	339-031	CHROME CHEST PAD ADJUSTMENT
5	1	901-025	ARM PAD
6	1	901-021	KNEE PAD
7	1	855-302	SPRING PIN w/ 5/32"
8	1	852-207	GOLD PULL KNOB
9	1	901-010	CHEST PAD
10	2	833-129	4" FOOT (LONG)



This document contains information proprietary to Magnum Fitness Systems. It is submitted in confidence and is to be used solely for the purpose for which it is furnished. This document and such information is not to be reproduced, transmitted, or used in whole or part without written authorization.

TOLERANCES: + 0.000"
- 1/16"

UNLESS OTHERWISE SPECIFIED
DIMENSIONS ARE IN INCHES.

MAGNUM FITNESS SYSTEMS
2201 12th. Avenue
S. Milwaukee, WI, 53172

TITLE: 2039 v1.0 User Side

DRAWN BY:
Joshua Wenzel

DATE:
05/12/04

PART NO.
XXX-XXX

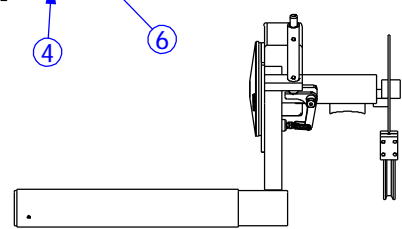
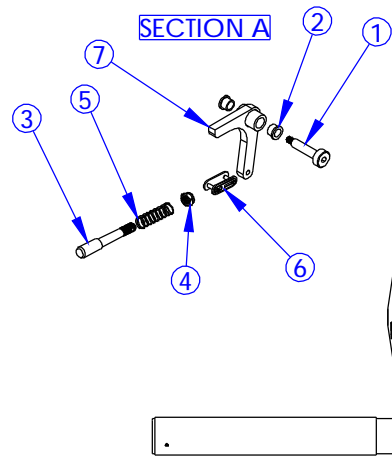
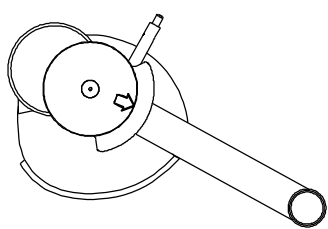
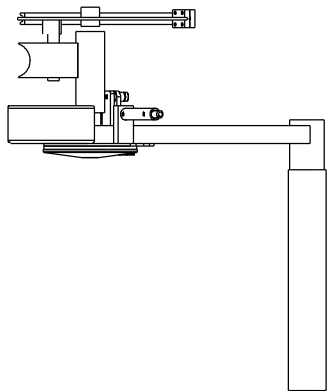
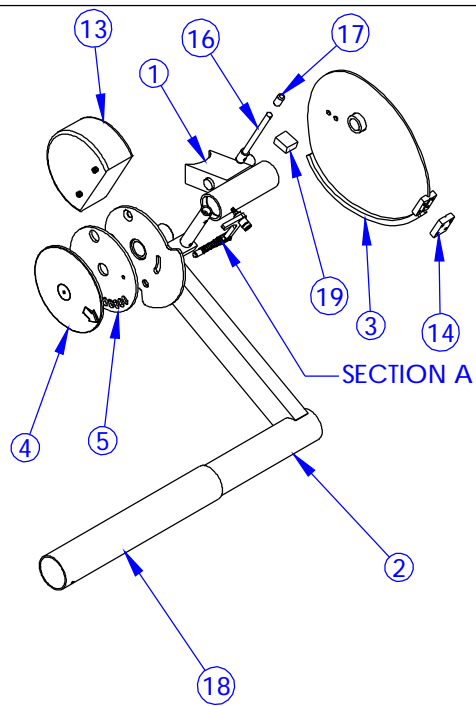
JOB NO.
XXXXXXXXX

REV:
1

FILE LOCATION: C:\Cad Drawings\Solid Works\

3 OF 4

ITEM NO.	QTY.	PART NO.	DESCRIPTION
1	1	101-010	2039 MAIN FRAME (WEIGHT SIDE)
2	1	101-013	2039 HAMMER
3	1	101-014	CAM
4	1	836-265	RANGE LIMITER COVER
5	1	500-974	1/4" PLASMA
7	1	810-971	3/8" x 1 1/2" SHOULDER BOLT
8	2	851-552	3/8" FLANGE BUSHING - 3/8"
9	1	855-302	SPRING PIN w/ 5/32"
10	1	817-306	3/8"-16 JAM NUT
11	1	852-807	SPRING
12	1	700-534	MASTER LINK
13	1	200-368	8" CRR - 3 1/4"
14	1	339-714	1/2" x 1 1/2" F.S. - 2 1/4"
15	1	339-029	ADJUSTMENT LEVER (RIGHT)
16	1	339-027	ADJUSTMENT ROD - 7 3/8"
17	1	858-402	1/2" I.D. RUBBER TIP
18	1	410-081	3 1/4"OD x .095 WALL TUBE - 14"
19	1	339-021	CHROMED STOP



<p>This document contains information proprietary to Magnum Fitness Systems. It is submitted in confidence and is to be used solely for the purpose for which it is furnished. This document and such information is not to be reproduced, transmitted, or used in whole or part without written authorization.</p>	<p>TOLERANCES: + 0.000" - 1/16"</p>		<p>MAGNUM FITNESS SYSTEMS 2201 12th. Avenue S. Milwaukee, WI, 53172</p>		
	<p>UNLESS OTHERWISE SPECIFIED DIMENSIONS ARE IN INCHES.</p>		<p>TITLE: 2039 v 1.0 HAMMER</p>		
<p>DRAWN BY: Joshua Wenzel</p>	<p>DATE: 05/12/04</p>	<p>PART NO. XXX-XXX</p>	<p>JOB NO. XXXXXXXX</p>	<p>REV: 1</p>	
<p>FILE LOCATION: C:\Cad Drawings\Solid Works\</p>			<p>4 OF 4</p>		